

West Black Hawk County Barn Quilt Tour

Welcome to the Black Hawk County Barn Quilt Tour - the western side! Enjoy a 90 minute drive that will take you through historic downtown Cedar Falls to rural Black Hawk County with glimpses of Beaver Creek and the Cedar River along the way.

While researching the quilts in the county, the Cedar Falls Tourism and Visitors Bureau learned a lot about the rich heritage of various family farms in the area and met a lot of really fabulous people. We thank the 28 participants (13 in western Black Hawk County and 15 in eastern Black Hawk County); many have shared their stories with us and we look forward to adding new quilts and stories in the future. To show your appreciation for the participants, we ask that you please respect all private property as most of the barn quilts are privately owned.

A good barn quilt tour not only provides a treat for the eyes, it's also a feast for the soul; sharing the story of the quilts, the farmstead and the family. The Cedar Falls Tourism & Visitors Bureau has worked to document these stories and make them available to the public. The western side of the tour takes you through the city of Cedar Falls, the rural towns of Janesville and Finchford to the countryside. Along the way you'll discover the University of Northern Iowa, the College Hill District, the historic Downtown District, the Ice House Museum, Rotary Reserve, Thunderwoman Park, Island Park and so much more. We hope you enjoy the self-guided tour and the sites along the way as you meander through Black Hawk County.



1. Wheel of Fortune, County Fair, Family Pride and Country Roads 3920 S. Hudson Road, Cedar Falls

The Story ~ "After going to a farm sale in neighboring Grundy County in the summer of 2009, Bill stumbled onto the barn quilts in that county. He took pictures of most of them and came home enthused about making one for our machine shed which faces Highway 58. From the pictures he took, we chose one design we liked and changed the colors so they would enhance the design more. After we had it mounted on the machine shed wall, we decided the one barn quilt looked 'lost' on the 90-foot-long wall. We decided to add two more, selecting designs which complimented each other but were different. We used the same three colors on each because they show up well from a distance and the three designs together make a nice impact. We plan to put a fourth barn quilt on the end of the machine shed."

~ Bill & Jeannie Davidson



2. Western Home Windmill, Seasons of Our Lives 5300 S. Main Street, Cedar Falls

The Story ~ The Friends of Western Home Communities major project for 2010 was to create barn quilt designs for the red maintenance barn and the historic Rownd family large round, hollow tile barn on the Western Home South Campus. This barn was placed on the National Register of Historic Places in 1986. Ten women formed the committee of "Quilt Squares" to create and paint these barn quilts. The red barn shows the Western Home "Windmill." The four designs on the Rownd barn were designed as the "Seasons of Our Lives"—Spring, Summer, Fall, and Winter. The completion of these quilts began the project of consolidating the barn quilts of Black Hawk County through the Cedar Falls Tourism & Visitor Bureau. The Rownd Barn serves as a woodworking shop for the residents of the Western Home. The farmstead house is still there. The Western Home Communities has acquired 180 acres of land and 700 people live in this retirement community. The Western Home was established in 1913. ~ The Western Home Communities

3. Modified Churn Dash 4012 Hudson Road, Cedar Falls

The Story ~ "College View Farm has been home to me for most of my life. I grew up here as did my dad. I've enjoyed quilting for many years, so a barn quilt mounted on a building built by my grandfather seemed like a great idea. I found a pattern at a Kalona quilt shop many years ago that I really liked. It was appropriate for a farm. The red, gold, and white colors are favorites and are from my Danish heritage. The pattern, Modified Churn Dash, is so called because the triangle and rectangle perimeter of the inner block resembles a butter churn and the center square resembles the stick (or 'dash') of the butter churn. Our 1932 corn crib was in need of repairs. Although I finished painting the quilt in June 2011, it wasn't mounted until after repairs were finished in November 2011 by Amish carpenters. The crib was built by my grandfather, C.M. Christensen. He bought the farm in 1918, and named it College View Farm in 1921. The crib had a grain elevator to carry grain to storage bins in the upper floor. The building also had a floor scale that was used to weigh grain wagons. The scale area was filled in many years ago when my dad, Bob Christensen, was no longer using it."

~ Harriet McMahill




4. Barn Happy Original, The Crib Original 11310 University Avenue, Cedar Falls

The Story ~ "If it weren't for some of my regular and rather persistent customers, the barn quilt may never have come to be. I had customers approaching me for three or four years suggesting we had the perfect barn for a quilt. I liked the idea but had some resistance from my husband, Tim. We have had a business, Barn Happy, for ten years in the old dairy barn on our property. One thing Tim and I could agree on was that it would be neat to combine the idea of a simply designed quilt with our store name. We called Jan Jefferson from Dunkerton and she designed the perfect square. A vermilion red geometric design with our store name in the middle has made the whole family and the Barn Happy customers very satisfied." ~ Kris Boettger

5. Double Aster 2822 Walnut Street, Cedar Falls

The Story ~ "As we are both from farm backgrounds, we were interested in having a barn quilt. Since we don't have a barn, we opted for a smaller version on our garage. Being a quilter, with an interest in the Amish culture, we chose to make our background black to make our pattern stand out more. It is the 'Double Aster' pattern. Visitors are welcome!"

~ Don & Elaine Chapman



6. Crazy Quilt Block, Corn & Beans, Iowa Star, Friendship Star, Churn Dash, Ribbon Star 707 W. 1st Street, Cedar Falls

The Story ~ "We love quilting! We couldn't get enough of it, so we opened our own shop so we could be surrounded all the time with our favorite thing! We understand quilters because we're quilters too, not just business owners. We enjoy exploring the latest and greatest quilting techniques and items and bringing them home to you. We look forward to your next visit to the store!" ~ Crazy to Quilt

7. Sawtooth Star
3121 Jepsen Road, Cedar Falls



8. Mosaic Patch
8532 Westbrook Road, Cedar Falls



9. 8 Point Star
One Clucking Hen (on wagon)
5532 N. Union Road, Cedar Falls




10. Morning Star
8106 Finchford Road, Janesville

The Story ~ The antique saw blade, purchased at a yard sale for \$1 had been used at an old saw mill on a farm in the Cedar Valley. After it was sandblasted and primed, the 'quilt' was painted and hung on May 27, 2008, on a newly erected garage along the West Fork of the Cedar River. The garage was built one foot above the 100-year flood stage, but on June 10, 2008, the Cedar River crested at the West Fork and reached a level of four feet inside the garage. Viewing the flood waters and all the damage saddened us, but above all the water, our 'Morning Star' reminded us that the 'sun will come up tomorrow.'
~ Dennis & Sally Wetherell



11. Welcome Home
10302 W. Cedar Wapsie Road,
Cedar Falls



12. Patriotic North Star
9936 W. Cedar Wapsie Road, Cedar Falls

The Story ~ The property was homesteaded in the 1850s by John Pashby. The house was built in 1860 with limestone from a quarry one mile away. After John, his son George Pashby lived in the house. George's niece, Vera, and her family moved into the home in 1944 to help George farm. The land has stayed in the family and is currently owned by Vera's daughter, Bonnie Stevenson. Bonnie's daughter, Tammy Stevenson-Wenzel, and her family now live in the house. The land is still owned and farmed by family. The barn quilt was made by Bonnie and installed in 2009 in a Patriotic theme in honor of various family members' service in the military; most recently Tammy's service in the US Army Veterinary Corps and deployment in support of Operation Enduring Freedom and Operation Iraqi Freedom.
~ Tammy Stevenson-Wenzel & Darrell Wenzel



13. Whirlwind, 8 Point Star, 4 Point Star Modified
6804 Fitkin Road, Cedar Falls

The Story ~ Wayne and Maxine Fitkin are the owners of this Century Farm. Wayne and his sons, Steve and Jim, farm the land and wanted to honor those family members who farmed the land before them by making the three barn quilts. "Our 1950 barn burned in 1996 so we built a pole barn and a hay barn. The three quilts are hanging on the south side of the hay barn. The first block is a Pinwheel design in red, yellow, blue, and white. The middle block is a patriotic eight-point star in red, white, and blue. The third block is a modified four-point star in yellow, orange, and brown. It was an enjoyable project for them to work on during the winter." ~ Wayne & Maxine Fitkin



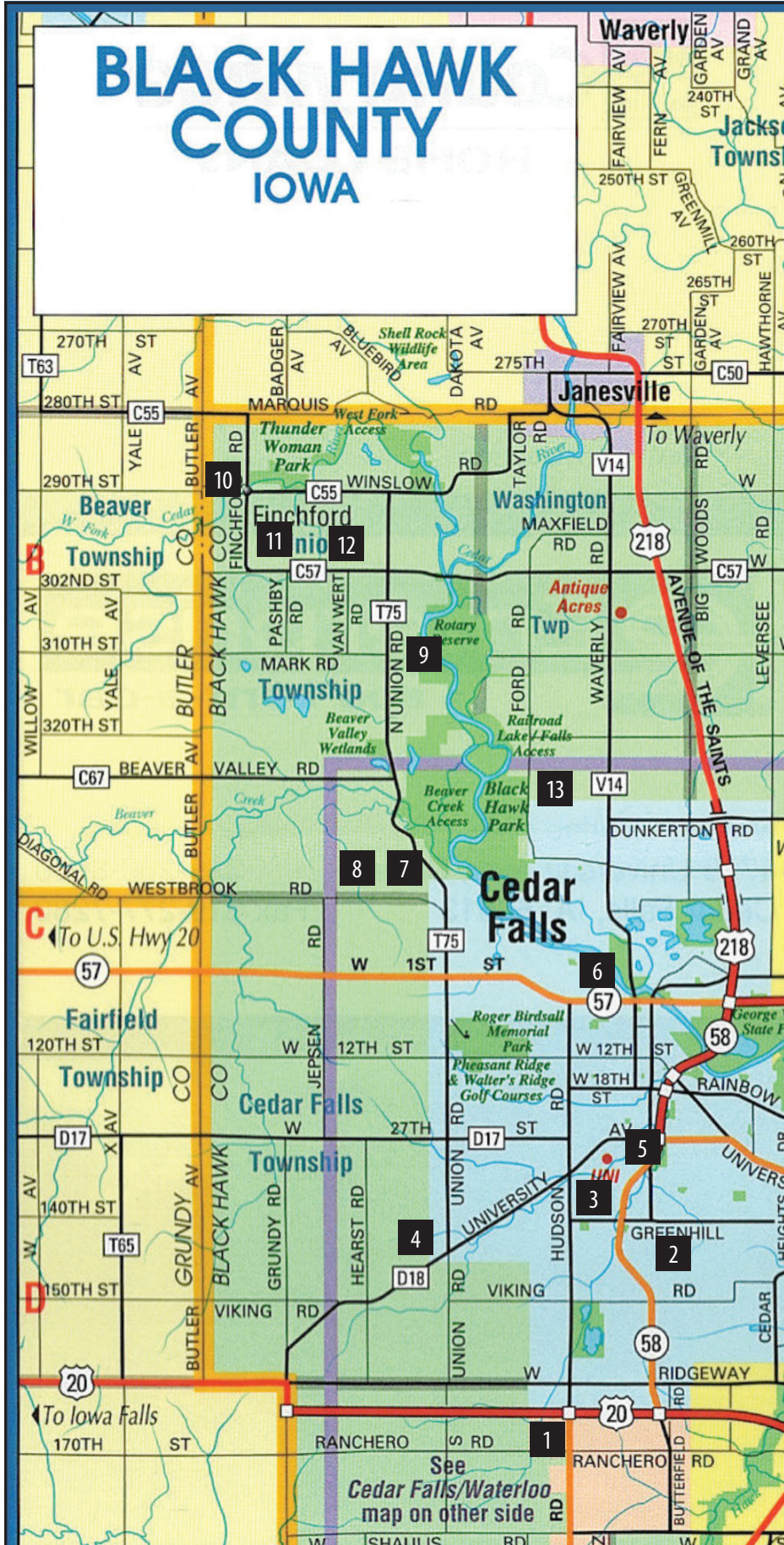
Photo Credits: Ruth Ratliff and the Cedar Falls Tourism & Visitors Bureau

**This concludes the Western Tour of the Black Hawk County Barn Quilts.
Finish the tour by heading to the Downtown District to dine, shop or take a stroll!**

**NOTE: Most barn quilts are privately owned.
Please respect all private property.**

West Black Hawk County Barn Quilt Tour Turn-by-Turn Directions

Approx. 1.5 hours total



1. *Wheel of Fortune*
County Fair
Family Pride
Country Roads
3920 S. Hudson Road, Cedar Falls
2. *Western Home Windmill*
Seasons of Our Lives
5300 S. Main Street, Cedar Falls
3. *Modified Churn Dash*
4012 Hudson Road, Cedar Falls
4. *Barn Happy Original*
The Crib Original
11310 University Avenue, Cedar Falls
5. *Double Aster*
2822 Walnut Street, Cedar Falls
6. *Crazy Quilt Block*
Corn & Beans
Iowa Star
Friendship Star
Churn Dash
Ribbon Star
707 W. 1st Street, Cedar Falls
7. *Sawtooth Star*
3121 Jepsen Road, Cedar Falls
8. *Mosaic Patch*
8532 Westbrook Road, Cedar Falls
9. *8 Point Star*
One Clucking Hen (on wagon)
5532 N. Union Road, Cedar Falls
10. *Morning Star*
8106 Finchford Road, Janesville
11. *Welcome Home*
10302 W. Cedar Wapsie Road, Cedar Falls
12. *Patriotic North Star*
9936 W. Cedar Wapsie Road, Cedar Falls
13. *Whirlwind*
8 Point Star
4 Point Star Modified
6804 Fitkin Road, Cedar Falls



CEDAR FALLS

Tourism & Visitors Bureau
6510 Hudson Road
Cedar Falls, IA 50613
319-268-4266
visit@cedarfallstourism.org
www.cedarfallstourism.org

Begin at the Cedar Falls Visitor Center—6510 Hudson Road, Cedar Falls

1. **Wheel of Fortune, County Fair, Family Pride and Country Roads**
3920 S. Hudson Road, Cedar Falls *4 minutes*
 - Turn left onto Hudson Road and continue for 1.5 miles.
 - Turn right onto Rancho Road and immediately turn right onto the access road.
 - **39220 S. Hudson Road will be on your left.**
2. **Western Home Windmill, Seasons of Our Lives**
5300 S. Main Street, Cedar Falls *10 minutes*
 - Take the access road back towards Rancho Road and turn left on Rancho Road.
 - Turn left onto Hudson Road.
 - Travel 2.9 miles, then turn right onto Greenhill Road.
 - Travel 1 mile, then Turn right onto S. Main Street and **continue for approximately 0.5 miles until you see the Rownd Barn with the “Seasons of Our Lives” quilt on your left.**
 - Travel 0.2 miles on S. Main Street, then turn left onto Hyacinth Drive.
 - **Continue on Hyacinth Drive for approximately 0.1 miles until you see the “Western Home Windmill” quilt on a red barn to your left.**
3. **Modified Churn Dash**
4012 Hudson Road, Cedar Falls *7 minutes*
 - Continue on Hyacinth Drive.
 - Turn left on to Parsley Road.
 - Parsley Road turns slight right and becomes Bluebell Road.
 - Follow Bluebell Road for 0.5 miles and turn left onto Iris.
 - Turn right on S. Main Street.
 - **Turn left onto Greenhill Road, you will be able to view Modified Churn Dash as you’re traveling on Greenhill Road on your right just before you reach the intersection of Hudson Road.**
4. **Barn Happy Original, The Crib Original**
11310 University Avenue, Cedar Falls *2 minutes*
 - Continue on Greenhill Road.
 - Travel 0.6 miles, enter the round-a-bout and take the third exit onto University Avenue and follow for 1.29 miles.
 - **Barn Happy will be on your right, at the intersection of University Avenue and Union Road.**
5. **Double Aster**
2822 Walnut Street, Cedar Falls *4 minutes*
 - Start out going northeast on University Avenue towards Union Road.
 - Travel 1.25 then enter roundabout, then take the 2nd exit onto University Avenue.
 - Travel 1.24 miles, then turn right on College Street.
 - Turn left on W. 29th Street.
 - **Arrive at 2822 Walnut Street; the barn quilt in on the garage which faces 29th Street.**
6. **Crazy Quilt Block, Corn & Beans, Iowa Star, Friendship Star, Churn Dash, Ribbon Star** 707 W. 1st Street, Cedar Falls *8 minutes*
 - Continue north on Walnut Street.
 - Travel 0.11 miles, then turn right on University Avenue.
 - Travel 0.39 miles, then turn left onto Main Street.
 - Travel 1.72 miles, then turn left onto W. 1st Street/IA-57.
 - **Travel 0.42 miles; 707 W. 1st Street is on the right.**
7. **Sawtooth Star**
3121 Jepsen Road, Cedar Falls *7 minutes*
 - Continue heading west on 1st Street. (Hwy-57 to Jepsen Road)
 - Travel 3.69 miles, then turn right onto Jepsen Road.
 - Go past 3121 Jepsen Road to the end of road, use driveway at the end to turn around.
 - **3121 Jepsen Road is on the right side of the road.**
8. **Mosaic Patch**
8532 Westbrook Road, Cedar Falls *1 minute*
 - Continue south on Jepsen Road.
 - Travel 0.18 miles, then turn right onto Westbrook Road.
 - **In 0.10 miles, 8532 Westbrook Road will be on your right.**
9. **8 Point Star, One Clucking Hen (on wagon)**
5532 N. Union Road, Cedar Falls *9 minute*
 - Turn around at your earliest convenience so you are heading east on Westbrook Road.
 - Travel 0.10 miles, then turn right onto Jepsen Road.
 - Travel 0.93 miles, then Turn left onto W. 1st St/IA-57.
 - Travel 1.50 miles, then turn left onto N. Union Road.
 - **Travel 3.76 miles; 5532 N. Union Road is on the right.**
10. **Morning Star**
8106 Finchford Road, Janesville *5 minutes*
 - Continue traveling on north on N. Union Road.
 - Travel 2.47 miles, the turn left onto Winslow Road.
 - Travel 1.77 miles, then turn left onto Finchford Road.
 - **Travel 0.01 miles; 8106 Finchford Road is on the right.**
11. **Welcome Home**
10302 W. Cedar Wapsie Road, Cedar Falls *1 minute*
 - Continue traveling south on Finchford Road.
 - Travel 1.03 miles, then turn a slight left onto W. Cedar Wapsie Road/County Hwy-C57.
 - **Travel 0.09 miles; 10302 W. Cedar Wapsie Road is on the left.**
12. **Patriotic North Star**
9936 W. Cedar Wapsie Road, Cedar Falls *>minute*
 - **Continue traveling east on W. Cedar Wapsie Road/County Hwy-C57 for 0.28 miles; 9936 W. Cedar Wapsie Road is on the left.**
13. **Whirlwind, 8 Point Star, 4 Point Star Modified**
6804 Fitkin Road, Cedar Falls *13 minutes*
 - Continue east on W. Cedar Wapsie Rd/County Hwy C-57.
 - Travel 4.07 miles, then turn right onto Waverly Road.
 - Travel 2.75 miles, then turn right onto Fitkin Road. (gravel road)
 - **Travel 0.87 miles, 6804 Fitkin Road is on the right.**

This concludes the Western Tour of the Black Hawk County Barn Quilts. Finish the tour in the Downtown District to dine, shop or take a stroll. *11 minutes*

- Continue west on Fitkin Road. (gravel road)
- Travel 0.13 miles, then turn left onto Ford Road. (gravel road)
- Travel 0.77 miles, then turn left onto Lone Tree Road.
- Travel 0.86 miles, then turn right onto Center Street.
- Travel 1.77 miles, then turn left onto W 1st Street/IA57.
- Travel 0.20 miles, then take right onto Main Street.
- **Enjoy the Cedar Falls Downtown District.**